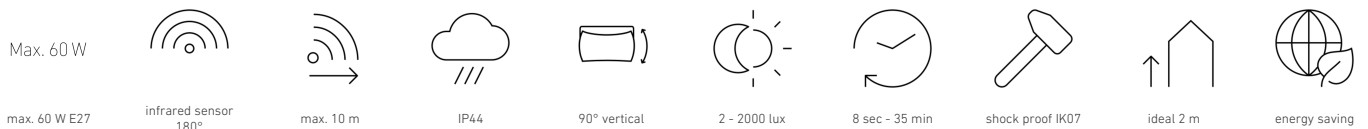


Sensor-switched outdoor light

L 20 S

Anthracite
EAN 4007841 035693
Article number 035693



Function description

Ambience lighting squared. Designer sensor-switched outdoor light L 20 S, ideal for building entrances and building fronts, 180° angle of coverage, reach up to 10 m, selectable time and twilight threshold, sensor tilts through 90° for exact adjustment of the detection zone, stainless-steel trim panel.

Technical specifications

Dimensions (L x W x H)	85 x 230 x 250 mm	Slave modeselectable	No
With lamp	No	Sneak-by guard	Yes
Manufacturer's Warranty	3 years	Capability of masking out individual segments	Yes
Settings via	Potentiometers	Electronic scalability	No
With remote control	No	Mechanical scalability	No
Version	Anthracite	Reach, radial	r = 3 m (14 m ²)
PU1, EAN	4007841035693	Reach, tangential	r = 10 m (157 m ²)
Application, place	Outdoors	Photo-cell controller	Yes
Application, room	outdoors, front door, all round the building, terrace / balcony, courtyard & driveway	Cover material	sticker
Installation site	wall	Lamp	All-purpose lamp
Impact resistance	IK07	Base	E27
IP-rating	IP44	Soft light start	No
Protection class	II	Twilight setting	2 – 2000 lx
Ambient temperature	from -20 up to 40 °C	Time setting	8 s – 35 Min.
Housing material	Stainless steel	Basic light level function	No
Cover material	Plastic, opal	Twilight setting TEACH	No
		Interconnection	No

Sensor-switched outdoor light

L 20 S

Anthracite
EAN 4007841 035693
Article number 035693

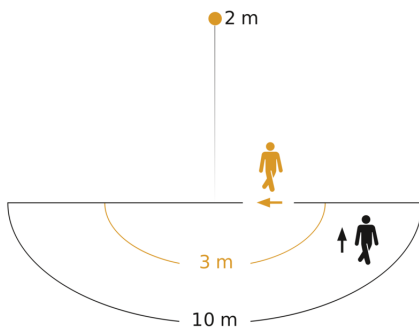


Technical specifications

Mains power supply	230 – 240 V / 50 Hz
Output	60 W
Power consumption	0,55 W
Mounting height max.	3,00 m

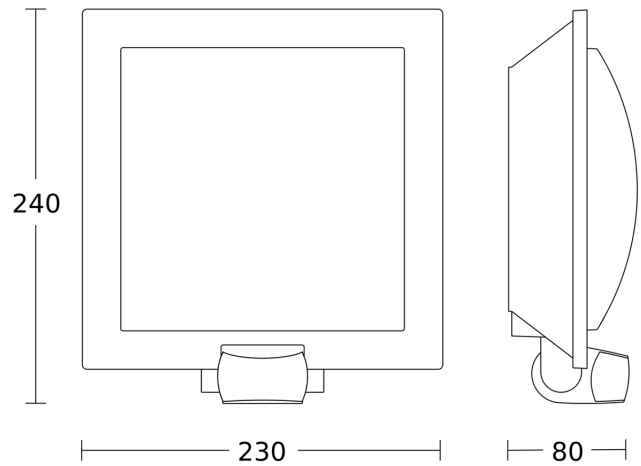
Optimum mounting height	2 m
Detection angle	180 °
Product category	Sensor-switched outdoor light

Detection Zone



Possible mounting height: 1,80 m - 3,00 m
Orange: radial
Black: tangential

Dimension Drawing



Circuit diagram

